

ACTpro EV1 1030e

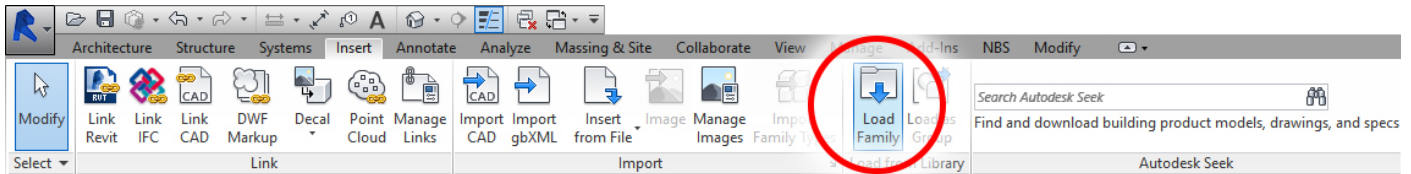
The ACTpro EV1 1030e BIM model has been authored in Autodesk Revit 2015 as a Revit Family. It is intended to be used within a project that is authored in Autodesk Revit 2015 or higher.

There are 2 family types.

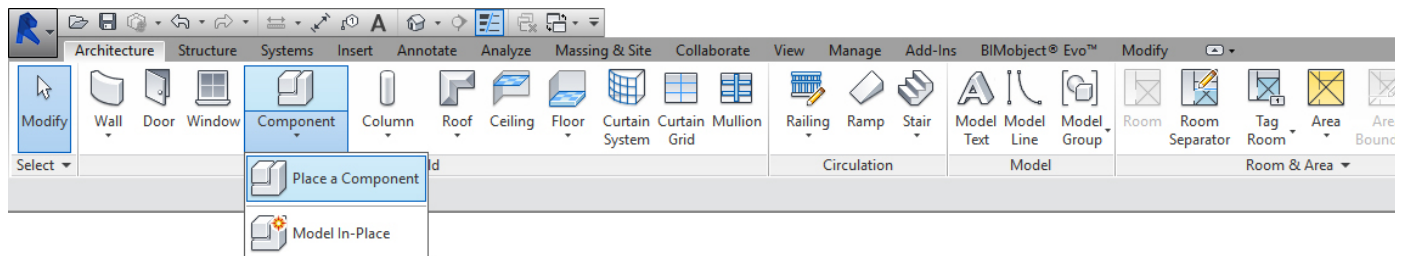
ACTpro EV1 1030e is the family of the standalone reader.

ACTpro EV1 1030e_VRcover is the reader with a vandal resistant cover.

To load the Family into your project, simply click on the load family icon in the Insert tab on the ribbon.



To place the family into your model, drop down the component menu from the architecture tab, then click 'Place a Component'



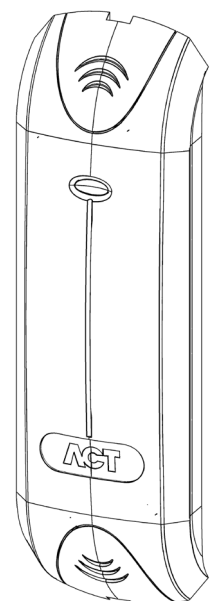
Select the relevant model from the list of components as it is a face based family and therefore requires a plane to be placed on.

This can be a reference plane or modelled geometry. It is best practice to place the family in plan view on the relevant level.

The default height for this model is 1200mm from the associated level. This height is to the centre of the model.

If you wish to tag the component in a project, load in the family "SecurityDeviceTag.rfa" the same way as stated above. This will then allow you to tag this component type.

The ACTpro EV1 1030e reader is a slimline proximity reader for use with the ACTpro range. This reader has a 3meter pigtail lead and is suitable for both indoor and outdoor installation. DESFire EV1 offers a highly secure smart card application and is ideal when there is a requirement for using the smart card for multiple applications e.g. access control, time and attendance, cashless vending and PC logical access. The ACTpro EV1 1030e is compatible with ACT DESFire EV1 cards and fobs, and can be configured to read specific sectors or the serial number (CSN) from the card. The reader is suitable for indoor or outdoor installation (IP67), and will operate between -10C and +50C. It can be powered from +12V DC to +24V DC and supports Clock and Data and Wiegand formats. It is housed in a robust polycarbonate housing and a housing Vandal Resistant Cover (ACTpro 1030e VR) is also available. A built-in buzzer and tri-colour LED provide audio and visual feedback. The reader comes supplied with a 3m pigtail cable. The maximum distance between the ACTpro EV1 1030e reader and the ACTpro controller or door station is 100m. Please use 8 core screened cable to connect the ACTpro EV1 1030e reader to the ACTpro controller / door station. The ACTpro EV1 1030e readers can be paralleled for entry and exit readers to a maximum current of 500mA if powered from the ACTpro 1500 or ACTpro 100e door stations.



For further information & wiring diagrams and user manual please visit <https://inter.act.eu/wp-content/uploads/2016/11/ACTpro-DESFire-EV1-readers-Manual.pdf>

Or simply click the manual link under the data tab within the family.